



Feel Fresh Features:



Heated Seat
in 4 steps:
off / 95° /
99.5° / 105°F



Slow Close Lid
Hydraulics keep lid
and seat from
slamming



Deodorizer
HI-6000/1 Only



**Wall Mount
Remote Control**
with LCD Panel
HI-6000/1 Only



Twin Nozzles
Blue - Posterior
wash
Pink - Feminine
wash



Warm Air Dryer
from 86° ~ 140° f
HI-4000/1,
HI-6000/1 only

Plus:

- Thermostat Controlled Water Temperature
- In Seat Alarm (HI-6000/1 Only)
- Soothing Massage Spray (HI-6000/1 Only)
- 6/9 Hour Energy Save (HI-6000/1 Only)
- UL Listed
- One Year Limited Warranty

Feel Fresh™

Bidet N' Wash

Hygiene System

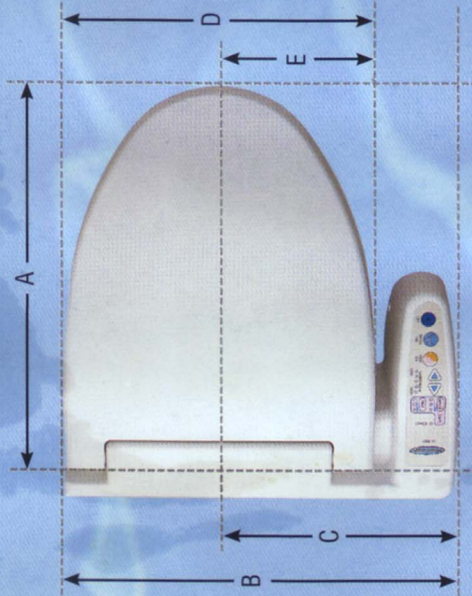
What is a Bidet N' Wash Hygiene System?



Model HI-6001 WT



Model No.	3000	4000	3001	4001	6000	6001
	Regular	Elongated	Reg	Elong		
A	17.5"	18.4"	17-1/2"	19"		
B	19-1/2"			15-3/4"		
C	11-5/8"					
D	15-3/8"					
E	8-3/8"					
Total	20 3/4W x 18 3/4D x 8 1/2H	20 3/4W x 20 3/4D x 8 1/2H		20 1/2W x 15 3/4D x 7 H		
Weight	13.2 lbs	13.6 lbs		11.6 lbs		



**Diagram is of HI-3000/4000 series. HI-6000 series does not have an attached Control Panel like above model.



Distributed by:

BidetsForYou.com

Hometech Industries, Inc.
(888) 557-6888 • hometechind.com • info@hometechind.com

Why Should I Use a Hygiene System?

Nothing cleans more thoroughly, or more gently, than water. Every day, more and more people are discovering the clean, refreshing feeling only the Feel Fresh Bidet can offer.

The Feel Fresh Bidet's adjustable, warm-water spray promotes good health and hygiene by delicately washing away the germs ordinary toilet paper leaves behind. Thanks to the available built-in warm-air dryer, the irritating abrasiveness of toilet paper can be gone forever.

The Feel Fresh Bidet also helps both the elderly and the physically challenged regain their independence and once again use the toilet without assistance.

People the world over have discovered the benefits of using a bidet daily, and now you can too, in your very own home, with the Feel Fresh Bidet.

How the Feel Fresh Bidet N' Wash Hygiene System Works.

The Feel Fresh Bidet N' Wash Hygiene System was designed to replace your current toilet seat. By using an adjustable, warm water spray to thoroughly cleanse your private areas after using the toilet, the Feel Fresh Bidet helps aid both cleanliness and hygiene. The two modern washing nozzles, one specifically designed for feminine hygiene, provide a more effective wash than traditional bidets - without the added space.

Specifications

Model Number	HI-3000 (Round)	HI-3001 (Elongated)	HI-4000 (Round)	HI-4001 (Elongated)	HI-6000 (Round)	HI-6001 (Elongated)
Power Supply	AC120V, 60Hz					
Power Cord Length	4 ft.					
Power Consumption	550W					
Water Tank	0.2 gal.					
Water Temp.	Adjustable in 4 steps; Room Temp./95°F/99.5°F/104°F					
WATER FEATURE	Safety Devices Water Flow					
	Thermal fuse, w/ stop valve & vacuum switch breaker Adjustable in 5 steps; Approx. 0.13 ~ 0.27 gal./min.					
HEATED SEAT	Power Consumption Surface Temp.					
	55W Adjustable in 4 steps; Room Temp/93.2°F/99.5°F/104°F					
Water Supply Pressure	Safety Devices Thermal fuse 10 psi ~ 100 psi					

After each use, the nozzles retract back under the seat, out-of-view, for self-cleaning. You can even control the temperature of the heated seat for added comfort.

Frequently Asked Questions

Do I need a hot water line to install the Feel Fresh Bidet?

No, the Feel Fresh Bidet only uses your existing cold water line from the wall, along with internal water heaters, to adjust water temperature.

Will the Feel Fresh Bidet increase my electric bill?

No, the Feel Fresh Bidet uses energy saving circuits to help save energy. The average energy cost for both seat and water heater is less than seven cents a day.

Do the nozzles get in the way of toilet use?

No, the nozzles retract under the seat when not in use.

How do I clean the Feel Fresh Bidet?

The Feel Fresh Bidet is made with a germ-resistant material that can be cleaned just as you would any bathroom fixture.

Easy Installation:

1. Turn off Water Supply Valve and flush toilet
2. Install Feel Fresh Slide Plate
3. Slide seat onto Slide Plate
4. Attach Easy Tee Connector to Ball Cock
5. Connect water hose from Easy Tee to seat.
6. Re-Connect Water Supply to Easy Tee.
7. Plug in GFI outlet power (120 VAC)

